



Northern Michif **TWISTER**

Materials

Dice (2) Twister Mat



How to Play

Practice the Heritage Michif terms

Roll both dice, If you roll a 5 or 6, roll again

Each number matches to a color and a body part (see key)

Say the combination out loud in Heritage Michif

Place the correct body part on the matching color

Don't fall! Last player standing wins

Adaptation

If you don't have a twister mat on hand, print off colored circles, and tape them to the floor. You'll need 5 or 6 of each color.



Terminology



piyak



nîso




nisto



nêwo



niyânan



niḡotwâsik



l'blô



lirrôsh



l'jôn



l'vârr



**namahtinihk
misit**



**namahtânihk
michîcî**



**kihcinskâyiHK
misit**



**kihciniskîhk
michîcî**

Key

Roll the first dice, call out the matching color in Heritage Michif.
Roll the second dice, call out the matching body part in Heritage Michif.
If you roll a 5 or 6, re-roll.



Numbers

Colors

Body Parts

piyak

lirrôsh

namahtinihk misit

nîso

l'vârr

kihciniskihk micihcî

nisto

l'jôñ

namahtânihk micihcî

nêwo

l'blô

kihcinskâyihk misit

niyânan

niḡotwâsik