



Heritage Michif

TWISTER

Materials

Dice (2) Twister Mat



How to Play

Practice the Heritage Michif terms

Roll both dice, If you roll a 5 or 6, roll again

Each number matches to a color and a body part (see key)

Say the combination out loud in Heritage Michif

Place the correct body part on the matching color

Don't fall! Last player standing wins

Adaptation

If you don't have a twister mat on hand, print off colored circles, and tape them to the floor. You'll need 5 or 6 of each color.



Terminology



henn



deu




trwaa



kaatr




saenk



sis



bleu



roozh



zhoon



ver



toon pyii goosh



ta maen goosh



toon pyii dret



ta maen dret

Key

Roll the first dice, call out the matching color in Heritage Michif.

Roll the second dice, call out the matching body part in Heritage Michif.

If you roll a 5 or 6, re-roll.



Numbers

Colors

Body Parts

henn

roozh

toon pyii goosh

deu

ver

ta maen dret

trwaa

zhoon

ta maen goosh

kaatr

bleu

toon pyii dret

saenk

sis