



Talking about Buffalo

This practice booklet is intended for
Heritage Michif language learners.




Using the video “Talking About Buffalo,” match the image to the Michif sentence. Use the transcript to support if needed.

1



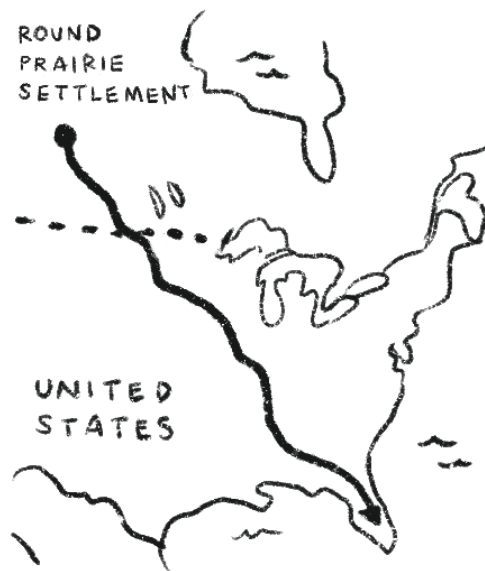
2



3



4



___ Aan shaaret kii otaapaashowuk waahiyow daan li sud ootay daan lii Ziitaa aen kii itoohtaychik.

___ Maaka oota ka wiikiwuk, kii ooshihtawuk aen graan paar.

___ Vaen saenk oota lii bufloo ayaawuk.

___ Lii beu ootaapahachik daan lii shaaret.

Using the video and your prior knowledge, write what the following words mean in English.

It is okay to be wrong. The important thing is to familiarize yourself with the Michif language. Afterwards, use the transcript to verify.

kayaash

(0:17, 2:12)

noohkoom

(0:11, 1:10, 1:37, 2:08)

lii bufloo

(continuous throughout video)

aan shaaret

(0:43)

lii zhvoo

(1:00)

kii otaapaashowuk

(0:44)

lii pchi voo

(1:49, 2:57)

vaen saenk

(2:30)

ga miyeuyhtamaan

(2:00)

namoo gishkayhtayn

(3:05)

mishchayt lii zhvoo

(1:02)

Listen to the video again, and number the following sentences in the order you hear them.

Conversation 1: (0:25 - 1:15)

- _____ Kii mishchaytiwuk, naandow saen saan li moond naandow.
- _____ Aan shaaret kii otaapaashowuk waahiyow daan li sud ootay daan lii Ziitaa aen kii itohtaychik.
- _____ Aykoota kii doo minahoowuk li moond aanmaas.
- _____ Aykooshi kii pay ishi achimooshtakwuk apishiishishiyaan, noohkoom.
- _____ Aykooshi kii noochihaywuk aykooshpii lii bufloo.

Conversation 2: (3:40 - 4:18)

- _____ Niishta, niishta.
- _____ Zhamayn, si pa koom lii zanimoo.
- _____ Alantoor di moon vwaazayn kii pishkaapamawuk.
- _____ Aykooshiishi tapitow ka ayaawuk ookik.
- _____ kii maachi ayaawaywuk, Virden kaa wiikiyaan daan la farm, aykoota kii oohpikihaywuk miina lii bufloo.
- _____ Maaka nimiyeuyhtayn oota anoosh, taypiyaahk gii paywaapatamwuk.

Now, practice saying each sentence out loud.

Pick one sentence from the video, and write it here (you can use the transcript to guide you):



Now, practice saying it out loud. Once you are comfortable, record yourself speaking the sentence.

Then, listen to how the sentence is pronounced on the video. Do you sound similar to the speaker? speaker? What differences do you notice?

Continue to record yourself and then listen to the playback of the speaker and watch as your pronunciations become similar.

**Color lii pchi voo (little calves)
and respond to the following:**

**What were
buffalo
relied on for?**

**From the story, what
do the buffalo coming
home symbolize?**



**In the story, what did Elder Fleury say about
the buffalo coming home?**

Timestamp: 4:13

Write it aan Michif:

